

## Ashland County 4-H Member Evaluation (ME) Application Materials



### Dear 4-H Youth!

Thank you for your interest in sharing your 4-H accomplishments and lessons learned through Ashland County! This is a great opportunity to practice the skill of communicating personal growth achieved throughout the year. This Member Evaluation Form is a way to save and refer to your important experiences. Keep this form as you continue your 4-H journey and submit it with updates for different applications in the future!

#### To submit a Member Evaluation, you must:

- ✓ Be an active member currently enrolled (through [4-H Online](#)) in the Ashland County 4-H program.
- ✓ Reach out to 2 adults who know you well enough to be references for your application.
- ✓ Send ME materials and complete the ME process based on the guidelines below.

<b>WHEN</b> do the ME forms need to be submitted by?	Member Evaluation (ME) application materials are due by: <b>October 13, 2023 at 4PM</b>
<b>WHAT</b> do the ME forms/materials include?	<p>There are 2 parts to the ME materials:</p> <ul style="list-style-type: none"> <li>• The ME Form (this document, finished and sent by the youth applicant) – pgs. 2-5</li> <li>• 2 adult references submit Reference Forms (if applicant desires funding) – pgs. 6-7</li> </ul>
<b>HOW</b> can I submit the ME form?	<p>Choose any of these ways to submit ME materials:</p> <ol style="list-style-type: none"> <li>1. Complete them online, then email</li> <li>2. Print, fill by hand, scan, email</li> <li>3. Print, fill by hand, drop-off at office</li> <li>4. Do a virtual form if preferred</li> </ol>
<b>WHOM</b> do the ME materials need to be sent to?	If you choose to email ME materials, send them to 4-H Youth Development Educator Kate Wallner at <a href="mailto:kate.wallner@wisc.edu">kate.wallner@wisc.edu</a> . If you have any questions, please call <a href="tel:715-208-0664">715-208-0664</a> .
<b>WHERE</b> do the ME materials need to be submitted?	If you submit materials in-person, bring them to the University of WI-Madison Extension Ashland County Office @ <a href="#">201 W. Main Street, Courthouse Room 107, Ashland, WI 54806</a>
<b>After ME materials are in, what happens next?</b>	Applicants will be interviewed by a small panel after the due date of the materials. Interviews will be scheduled with applicants over the phone for mid to late October in-person or via Zoom. Interviews will take a maximum of 30 minutes each.

Thank you for applying for the Ashland County 4-H Member Evaluation Process! If you have questions, please call Ashland County Extension at [715-682-7017](tel:715-682-7017), or contact the 4-H Youth Development Educator:

📞 715-208-0664

✉️ [kate.wallner@wisc.edu](mailto:kate.wallner@wisc.edu)

📍 201 Main St. W, Rm 107  
Ashland, WI 54806

🌐 <http://ashland.extension.wisc.edu/>



**Full ME Applicant Form (4 Sections Total: A, B, C, & D)**

Section A (Questions 1-5): General Information	
1. Applicant's First & Last Name:	2. Date of Birth:
	3. Grade & School:
	4. Years in 4-H:
5. For this question, please share applicant contact information below.	
Address (Street, Route, Box):	Town/City & Zip Code:
Email:	Phone Number:

Section B (Questions 6-17): 4-H Engagement
--

6. Please list projects you have enrolled in (most recent listed first) and provide details.

Project	Years Enrolled	State your important accomplishments in this project

7. Which 4-H Projects have been most valuable to you, and why?

Ashland County 4-H Member Evaluation (ME) Application Materials

8. Please list 4-H activities you have been involved in during the last 3 years and provide details.

Activity	Year	Describe your role in the activity, highlight any leadership work

9. Which 4-H Activities have been most valuable to you, and why?

10. Please list your leadership accomplishments in the table below.

Year	Leadership Accomplishment

11. Please describe an experience when you took on a leadership role and felt proud. What impact did you have on the club, county, state, or other group you were working with?

12. What goals do you still want to accomplish through your 4-H projects and activities?

Ashland County 4-H Member Evaluation (ME) Application Materials

13. Please list activities you participate in that are NOT with 4-H.  
This may include school clubs, sports, religious organizations, etc. Please provide details.

Activity	Year	Describe your role in this activity, highlight any leadership work

14. Which activities NOT with 4-H have been most valuable to you, and why?

15. Based on your experience, what impact do you see 4-H having on your community?

16. Based on your experience, what is one thing the youth are concerned about? How is 4-H helping them deal with that concern in a positive way?

17. In your opinion, what are some changes 4-H can make to help youth even more?



Ashland County 4-H Member Evaluation (ME) Application Materials

**Section C (Questions 18-20): Programs, Trips, & Final Thoughts**

18. Which Ashland County-sponsored trips or events have you previously participated in?

Year	Trip

19. What program would you like funding for? Rank your top 5 programs from most desired (1<sup>st</sup> pick) to least (5<sup>th</sup> pick). Use the [Program Booklet](#) to see available programs. You may include local camps.

1 <sup>st</sup> pick	
2 <sup>nd</sup> pick	
3 <sup>rd</sup> pick	
4 <sup>th</sup> pick	
5 <sup>th</sup> pick	

20. What final thoughts might you want to share about this year and your growth? (Optional)

**SECTION D: References & Signatures**

Please name the 2 references who will be filling out Reference Forms for your ME application.

Name of 1<sup>st</sup> Reference: \_\_\_\_\_ Name of 2<sup>nd</sup> Reference: \_\_\_\_\_

Please give your signature and have an adult sign below before submitting your ME form.

*"I did this form to the best of my ability."*

*"I am confident this 4-H member has been truthful."*

\_\_\_\_\_  
Applicant Signature & Date

\_\_\_\_\_  
Parent/Guardian or Club/Project Leader Signature & Date

**Thank you for applying for the Ashland County 4-H Member Evaluation Process! If you have questions, please call Ashland County Extension at [715-682-7017](tel:715-682-7017), or contact the 4-H Youth Development Educator:**

📞 715-208-0664
✉ [kate.wallner@wisc.edu](mailto:kate.wallner@wisc.edu)
📍 201 Main St. W, Rm 107 Ashland, WI 54806
🌐 <http://ashland.extension.wisc.edu/>



Ashland County 4-H Member Evaluation (ME) Application Materials

REFERENCE FORM

Submit completed materials to Ashland County 4-H Educator by due date: **October 13, 2023 at 4 PM**

<b>SECTION A: General Information</b>	
Reference Name & Surname:	
Reference Contact Information (Phone & Email):	
Name of Applicant:	Relation to Applicant:

<b>SECTION B: Applicant Impression</b>												
<p>1. Please assess the following qualities of the applicant:</p> <table><tr><td>Cooperation:</td><td>Average ___</td><td>Good ___</td><td>Excellent ___</td></tr><tr><td>Personality:</td><td>Average ___</td><td>Good ___</td><td>Excellent ___</td></tr><tr><td>Leadership:</td><td>Average ___</td><td>Good ___</td><td>Excellent ___</td></tr></table>	Cooperation:	Average ___	Good ___	Excellent ___	Personality:	Average ___	Good ___	Excellent ___	Leadership:	Average ___	Good ___	Excellent ___
Cooperation:	Average ___	Good ___	Excellent ___									
Personality:	Average ___	Good ___	Excellent ___									
Leadership:	Average ___	Good ___	Excellent ___									
<p>2. Additional comments: Your perspective will aid the scholarship committee in their decision making. If desired, you may include further comments or documents regarding the applicant. Your contribution is greatly appreciated!</p> <hr/> <hr/> <hr/> <hr/> <hr/> <hr/> <hr/> <hr/> <hr/> <hr/>												





**SECTION C: Reference Signature**

*"I have completed this form to the best of my ability and will send it directly to the Ashland County 4-H Educator."*

\_\_\_\_\_

Reference Signature Date

Thank you for being a reference on behalf of this applicant for the Member Evaluation Process! If you have questions, please call Ashland County Extension at **715-682-7017**, or contact the 4-H Youth Development Educator:

 715-208-0664     [kate.wallner@wisc.edu](mailto:kate.wallner@wisc.edu)     201 Main St. W, Rm 107, Ashland, WI 54806     <http://ashland.extension.wisc.edu/>

Ashland County 4-H Member Evaluation (ME) Application Materials

REFERENCE FORM

Submit completed materials to Ashland County 4-H Educator by due date: **October 13, 2023 at 4 PM**

<b>SECTION A: General Information</b>	
Reference Name & Surname:	
Reference Contact Information (Phone & Email):	
Name of Applicant:	Relation to Applicant:

<b>SECTION B: Applicant Impression</b>												
<p>2. Please assess the following qualities of the applicant:</p> <table><tr><td>Cooperation:</td><td>Average ___</td><td>Good ___</td><td>Excellent ___</td></tr><tr><td>Personality:</td><td>Average ___</td><td>Good ___</td><td>Excellent ___</td></tr><tr><td>Leadership:</td><td>Average ___</td><td>Good ___</td><td>Excellent ___</td></tr></table>	Cooperation:	Average ___	Good ___	Excellent ___	Personality:	Average ___	Good ___	Excellent ___	Leadership:	Average ___	Good ___	Excellent ___
Cooperation:	Average ___	Good ___	Excellent ___									
Personality:	Average ___	Good ___	Excellent ___									
Leadership:	Average ___	Good ___	Excellent ___									
<p>3. <b>Additional comments:</b> Your perspective will aid the scholarship committee in their decision making. If desired, you may include further comments or documents regarding the applicant. Your contribution is greatly appreciated!</p> <hr/> <hr/> <hr/> <hr/> <hr/> <hr/> <hr/> <hr/> <hr/> <hr/>												





**SECTION C: Reference Signature**

*"I have completed this form to the best of my ability and will send it directly to the Ashland County 4-H Educator."*

\_\_\_\_\_

Reference Signature Date

Thank you for being a reference on behalf of this applicant for the Member Evaluation Process! If you have questions, please call Ashland County Extension at **715-682-7017**, or contact the 4-H Youth Development Educator:

 715-208-0664     [kate.wallner@wisc.edu](mailto:kate.wallner@wisc.edu)     201 Main St. W, Rm 107, Ashland, WI 54806     <http://ashland.extension.wisc.edu/>