

Ashland County 4-H Member Evaluation (ME) Application Materials



Dear 4-H Youth!

Thank you for your interest in sharing your 4-H accomplishments and lessons learned through Ashland County! This is a great opportunity to practice the skill of communicating personal growth achieved throughout the year. This Member Evaluation Form is a way to save and refer to your important experiences. Keep this form as you continue your 4-H journey and submit it with updates for different applications in the future!

To submit a Member Evaluation, you must:

- ✓ Be an active member currently enrolled (through [4-H Online](#)) in the Ashland County 4-H program.
- ✓ Reach out to 2 adults who know you well enough to be references for your application.
- ✓ Send ME materials and complete the ME process based on the guidelines below.

WHEN do the ME forms need to be submitted by?	Member Evaluation (ME) application materials are due by: October 13, 2023 at 4PM				
WHAT do the ME forms/materials include?	<p><u>There are 2 parts to the ME materials:</u></p> <ul style="list-style-type: none"> • The ME Form (this document, finished and sent by the youth applicant) – pgs. 2-5 • 2 adult references submit Reference Forms (if applicant desires funding) – pgs. 6-7 				
HOW can I submit the ME form?	<p><u>Choose any of these ways to submit ME materials:</u></p> <table style="width: 100%; border: none;"> <tr> <td style="width: 50%;">1. Complete them online, then email</td> <td style="width: 50%;">3. Print, fill by hand, drop-off at office</td> </tr> <tr> <td>2. Print, fill by hand, scan, email</td> <td>4. Do a virtual form if preferred</td> </tr> </table>	1. Complete them online, then email	3. Print, fill by hand, drop-off at office	2. Print, fill by hand, scan, email	4. Do a virtual form if preferred
1. Complete them online, then email	3. Print, fill by hand, drop-off at office				
2. Print, fill by hand, scan, email	4. Do a virtual form if preferred				
WHOM do the ME materials need to be sent to?	If you choose to email ME materials, send them to 4-H Youth Development Educator Kate Wallner at kate.wallner@wisc.edu . If you have any questions, please call 715-208-0664 .				
WHERE do the ME materials need to be submitted?	If you submit materials in-person, bring them to the University of WI-Madison Extension Ashland County Office @ <u>201 W. Main Street, Courthouse Room 107, Ashland, WI 54806</u>				
After ME materials are in, what happens next?	Applicants will be interviewed by a small panel after the due date of the materials. Interviews will be scheduled with applicants over the phone for mid to late October in-person or via Zoom. Interviews will take a maximum of 30 minutes each.				

Thank you for applying for the Ashland County 4-H Member Evaluation Process! If you have questions, please call Ashland County Extension at [715-682-7017](tel:715-682-7017), or contact the 4-H Youth Development Educator:

📞 715-208-0664

✉ kate.wallner@wisc.edu

📍 201 Main St. W, Rm 107
Ashland, WI 54806

🌐 <http://ashland.extension.wisc.edu/>



Ashland County 4-H Member Evaluation (ME) Application Materials

REFERENCE FORM

Submit completed materials to Ashland County 4-H Educator by due date: **October 13, 2023 at 4 PM**

SECTION A: General Information	
Reference Name & Surname:	
Reference Contact Information (Phone & Email):	
Name of Applicant:	Relation to Applicant:





SECTION B: Applicant Impression												
<p>1. Please assess the following qualities of the applicant:</p> <table><tr><td>Cooperation:</td><td>Average ___</td><td>Good ___</td><td>Excellent ___</td></tr><tr><td>Personality:</td><td>Average ___</td><td>Good ___</td><td>Excellent ___</td></tr><tr><td>Leadership:</td><td>Average ___</td><td>Good ___</td><td>Excellent ___</td></tr></table>	Cooperation:	Average ___	Good ___	Excellent ___	Personality:	Average ___	Good ___	Excellent ___	Leadership:	Average ___	Good ___	Excellent ___
Cooperation:	Average ___	Good ___	Excellent ___									
Personality:	Average ___	Good ___	Excellent ___									
Leadership:	Average ___	Good ___	Excellent ___									
<p>2. Additional comments: Your perspective will aid the scholarship committee in their decision making. If desired, you may include further comments or documents regarding the applicant. Your contribution is greatly appreciated!</p> <hr/> <hr/> <hr/> <hr/> <hr/> <hr/> <hr/> <hr/> <hr/> <hr/>												

SECTION C: Reference Signature

"I have completed this form to the best of my ability and will send it directly to the Ashland County 4-H Educator."

Reference Signature Date

Thank you for being a reference on behalf of this applicant for the Member Evaluation Process! If you have questions, please call Ashland County Extension at **715-682-7017**, or contact the 4-H Youth Development Educator:

 715-208-0664  kate.wallner@wisc.edu  201 Main St. W, Rm 107, Ashland, WI 54806  <http://ashland.extension.wisc.edu/>